

**Havant**  
BOROUGH COUNCIL

OUR GENDER PAY  
GAP REPORT  
2021-22

# Background

As a result of the Equality Act 2010 (Specific Duties and Public Authorities) Regulations 2017, employers with 250 or more employees are now required to publish statutory gender pay gap calculations annually. This includes the following:

- Gender pay gap (mean and median values)
- Gender bonus gap (mean and median values)
- Proportion of men and women receiving bonuses
- Proportion of men and women in each quartile of the organisation's pay structure.

The salary data is based on the required snapshot date of 31 March 2021 and was published in line with the required timescale of 30 March 2022.

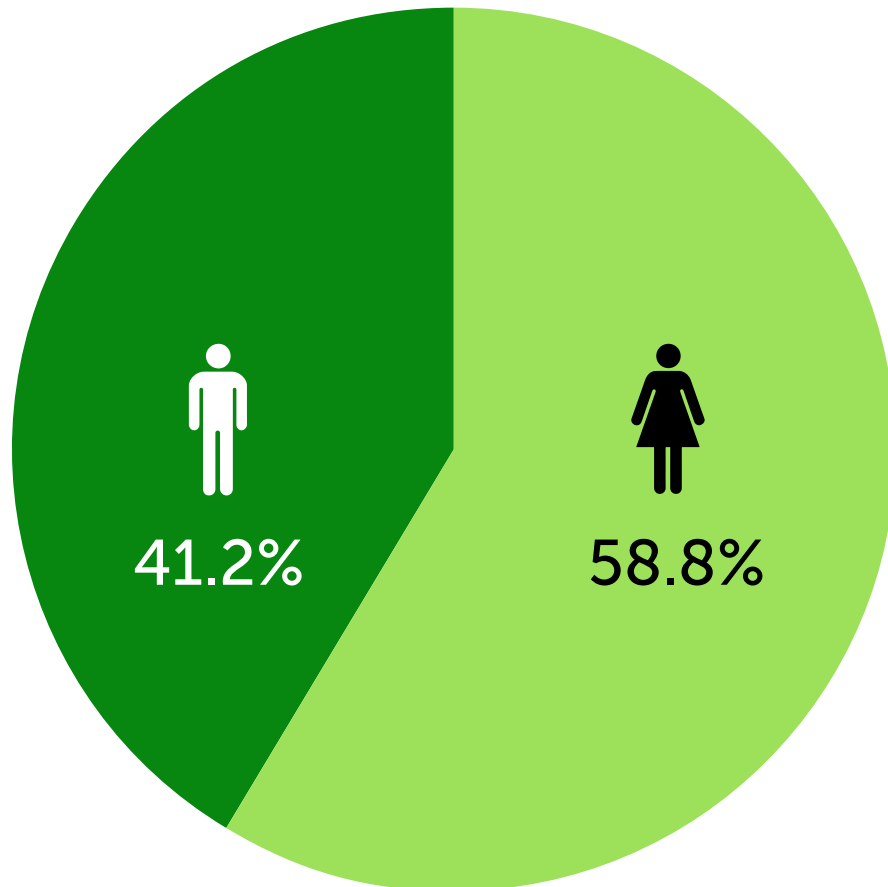
Havant Borough Council did not pay bonuses or similar types of payments to employees this year and so there is nothing to report or publish under this heading. There are some market supplements paid but these are captured as part of ordinary pay and the figures used for hourly pay have been increased to take account of the impact of these additional amounts.

This data is published on the council website, made available to staff and can also be found on the gender pay gap service government website.

It is important to note that this data does not directly relate to the issue of equal pay and further explanation is provided later.

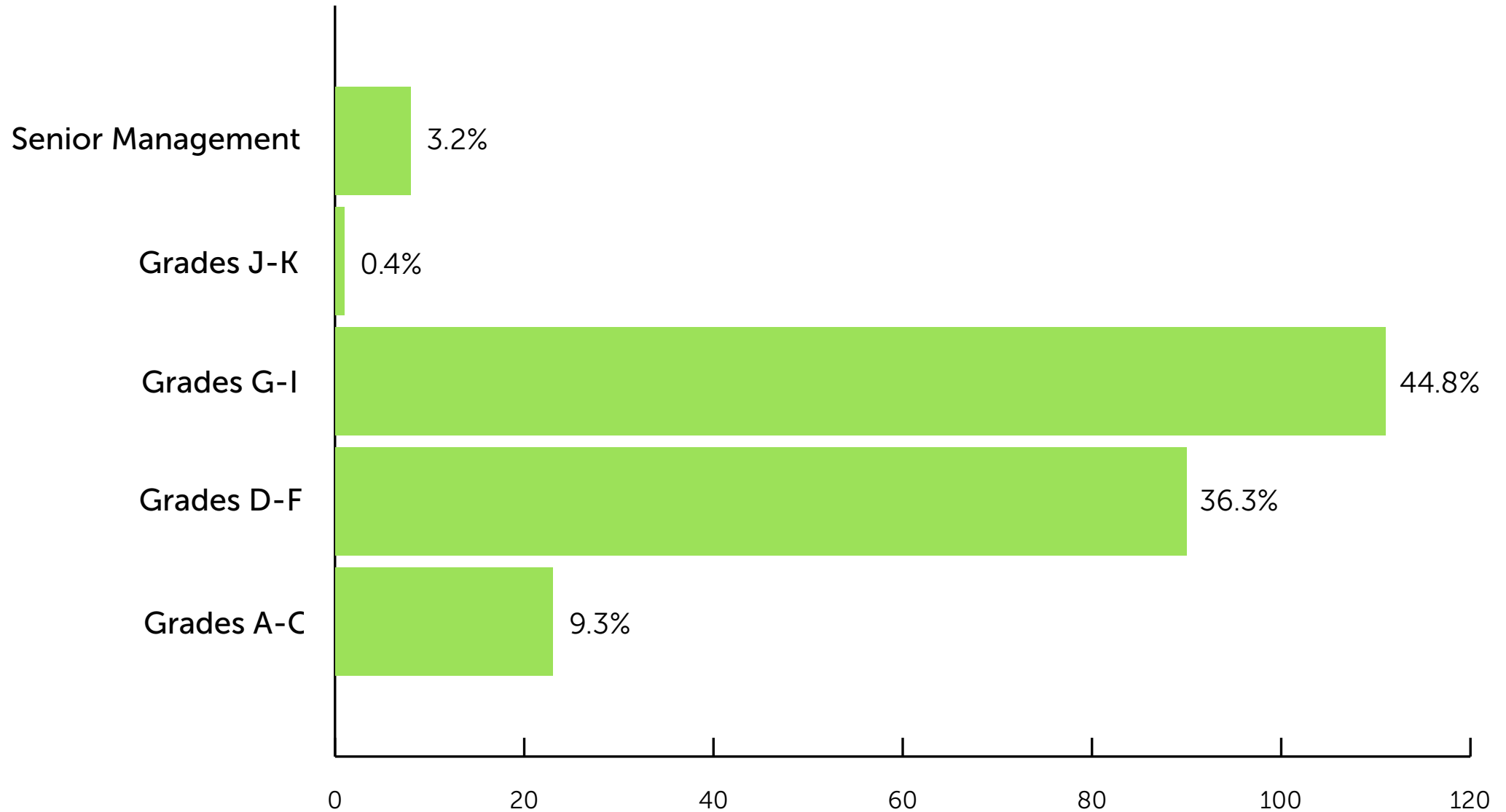
There are no equal pay issues within HBC.

# Workforce by gender



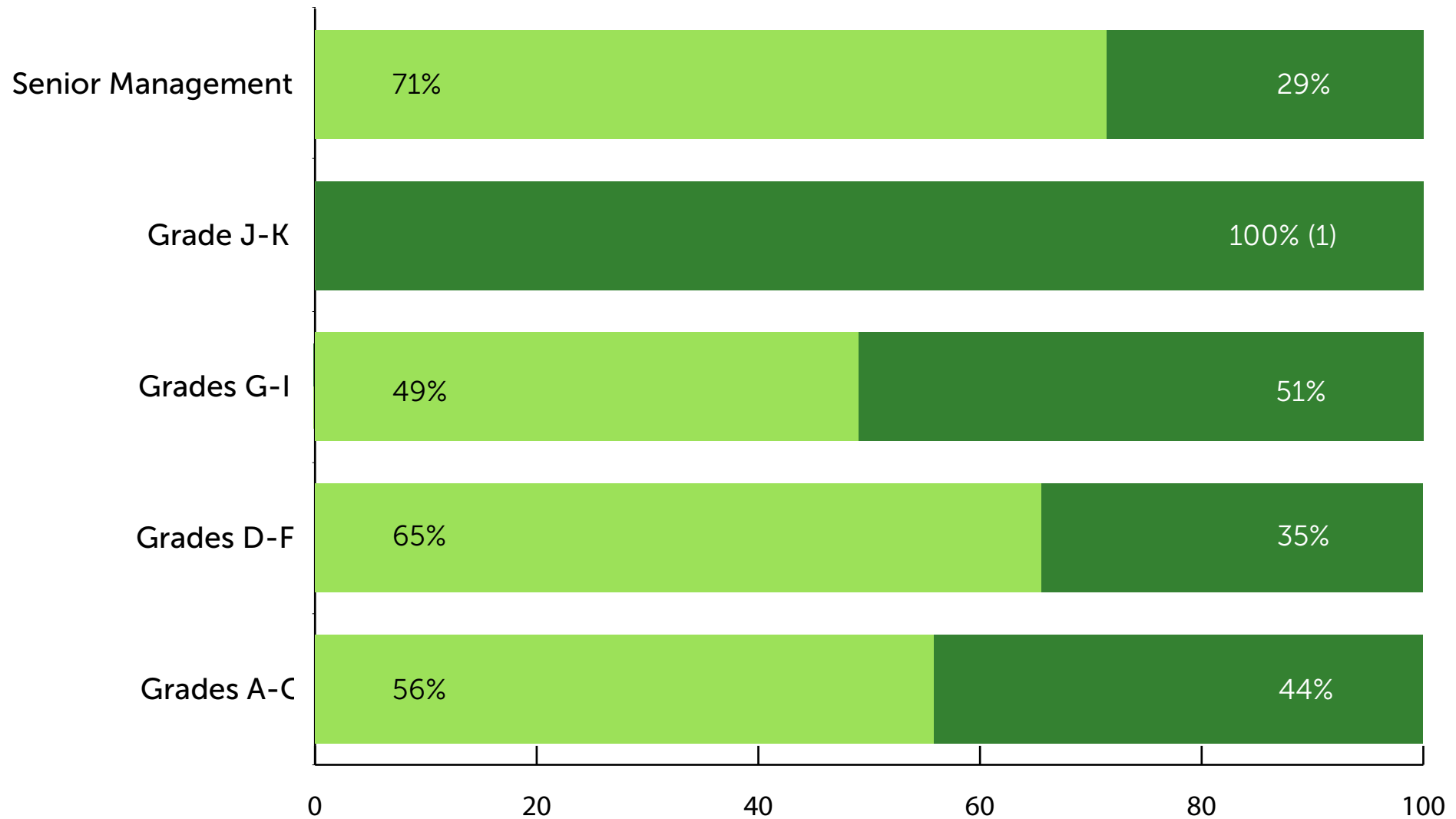
On the snapshot date of March 31 2021, 250 people were employed by Havant Borough Council.

# Workforce by pay grade



# Gender split across pay grades

■ Male ■ Female



# Gender pay gap

The results of the Gender Pay Gap survey are as follows:

	Male	Female	Difference	Percentage	Public sector benchmark
Median	£18.00 per hr	£15.78 per hr	£2.22 per hr	12.3%	18% (2021 provisional)
Mean	£21.44 per hr	£17.40 per hr	£4.04 per hr	18.8%	14.8% (2021 provisional)

When the workforce are ranked in order of their hourly pay rate and then divided into four equal groups, the percentage split of the workforce across the four pay quartiles by gender is as follows:

Quartiles	Male	Female
Q1 Lower	25.4%	74.6%
Q2 Lower Middle	41.9%	58.1%
Q3 Upper Middle	36.5%	63.5%
Q4 Upper	61.3%	38.7%
Whole workforce	41.2%	58.8%

The gender pay gap means that when the average (mean) and median (central point) of all male and female hourly pay rates are compared, the value for male employees is greater than that for female employees.

The main reason for this is that within the higher paid roles at HBC there are a larger proportion of men than women - this is simply illustrated in the quartile information.

For the purposes of benchmarking, figures for the public sector have been included in the table on the left. The ONS have an Annual Survey of Hours and Earnings and the information they have published for 2020 provided the above benchmarking data for the public sector.

# Tackling the pay gap

## Factors that contribute to the Gender Pay Gap at HBC

The management level and qualified staff within many of the professional service areas provided by HBC, such as Planning, Building Control, Coastal Partners/Civil Engineering and Environmental Health, have historically been dominated by male employees. Over time, the impact of incremental pay means that more male staff are found at the top of their pay scales and these professional roles will be in the upper quartile. Q3 has shown improvement in that there is a higher percentage of females within this group than the previous year, which is largely due to movement on the pay scales.

Waste collection, a service usually dominated by male workers and paid at the lower rates of pay, is outsourced at HBC which will have had an impact on the lower percentage of male workers in this group. In addition, HBC employs cleaners which are at the lower end of the pay scales and are filled at Havant Borough Council by female employees.

Although the gap has narrowed from the previous year which shows positive improvement, the council continues to look at recruitment methods and internal development opportunities to improve the pay gap further.

## Policies already in place to promote gender pay equality

- Equality policy
- Flexitime policy
- Flexible working options including parental leave
- Enhanced maternity pay, paternity and adoption pay
- Fair and transparent processes relating to promotion, pay and reward and terms and conditions of employment
- Open recruitment processes, supported by selection based upon merit. The approach is underpinned by training on the recruitment process making appointment decisions based upon the requirements of the role as defined in Job Descriptions and Person Specifications
- Assistance to acquire professional qualifications
- Factor based JE Scheme covering all roles
- Positive Trade Union engagement and collective bargaining

# Always improving

**We recognise that further work could be done to address this issue.**

We will continue to:

- Ensure our Learning and Development Programme is accessible to all including the promotion of apprenticeships at all levels of the organisation.
- Use our Cultures Change Champions to examine the issues and create positive case studies and action plans particularly around performance and reward
- Move from a largely paper based exit interview process to a digital version to collect and analyse the reasons for leaving and put in place actions to bring about positive change
- Develop recruitment processes to remove any barriers that might deter female applicants for senior roles
- Promote flexible working and widening participation specially of men using parental leave
- Review senior pay levels and take any action where needed
- Develop and implement talent management and succession planning processes to enhance career development opportunities
- Analyse data from 2021 to identify any further actions which could be taken to address the gender pay gap.



# Equal pay

It is important to remember that the presence of a gender pay gap does not imply that there is an equal pay issue within HBC.

Equal pay is the right for men and women to equal treatment in their terms and conditions of employment for work that is the same or broadly similar. It's an aspect of UK equalities legislation which has been in force for over 40 years.

The Chartered Institute of Personnel and Development (CIPD) explains the difference in the following way: "The gender pay gap is not the same as pay discrimination or equal pay. The gender pay gap is calculated by taking all employees in an organisation and comparing the average pay between men and women. Equal pay rules outlaw pay differences in men and women's pay for same or similar work. It's possible for an employer that treats its women fairly in terms of pay to have a large gender pay gap, and for an organisation that treats its female workers unfairly to have a small gap."



Caroline Tickner  
Head of Organisational Development

Kim Sawyer  
Acting Chief Executive

**Havant Borough Council, March 2022**